

SMARTAMP

UNITRON
GROUP

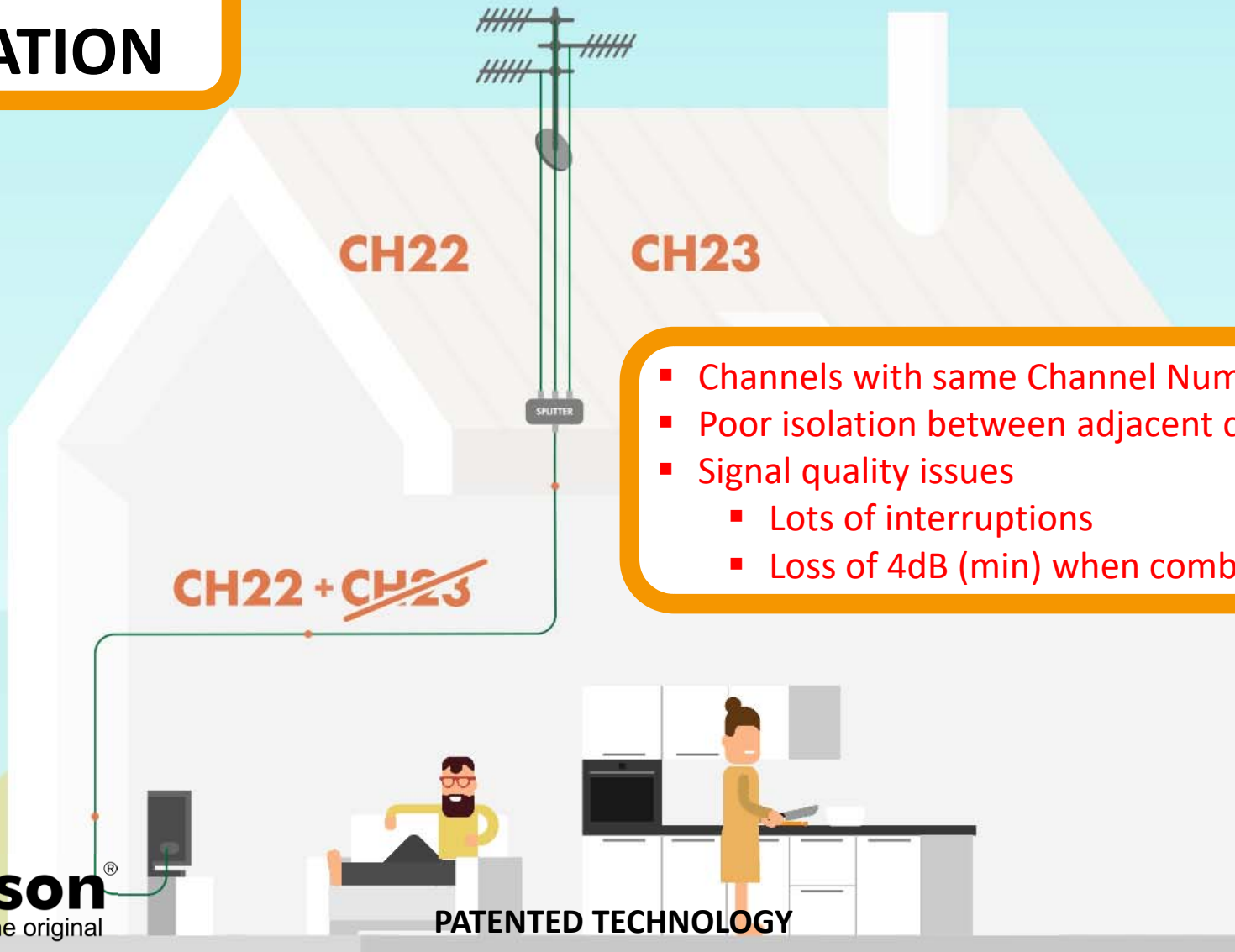


SMARTAMP

PRODUCT INTRODUCTION



TRADITIONAL INSTALLATION



SMART AMP INSTALLATION



Combining 2, 3 or 4 antenna
for full HDTV reception has
never been so easy

SMART AMP INSTALLATION



POWER
SUPPLY

- Better signal quality
- More TV channels
- Diplexing adjacent channels
- Repositioning overlapping channels

 **johansson**[®]
the original

PATENTED TECHNOLOGY

HOW IT WORKS



- Autoscane
- 360° OTA reception
- DVB-T/T2 ATSC ISDB-T
- 4G/5G resilient

SMARTAMP

PRODUCT SPECIFICATIONS



4 MODELS



7473L1
3 INPUTS
4G

7473L2
3 INPUTS
5G

7474L1
4 INPUTS
4G

7474L2
4 INPUTS
5G

FEATURES

- Scans all channels, amplifies the weak signals while keeping the strong channels
- All output channels have an equal and stable output power
- Treats even the most difficult situations with adjacent channels
- Channels with the same frequency can be amplified in and re-located to the LTE band (switchable feature)
- Fully automatic channel scan and process function upon start-up



FEATURES

- Fully automatic recognition of the applied country channel plan
- SAW filters for LTE (4G or 5G) rejection on all inputs
- Outdoor weatherproof mast-head housing
- DC Power over coax
- All ports ESD protected



SPECS

Parameter	Unit	KIT7473L1	KIT7474L1	KIT7473L2	KIT7474L2
Inputs	-	3	4	3	4
LTE rejection	-	4G (>CH60)	4G (>CH60)	5G (>CH48)	5G (>CH48)
Channel plan	-	VHF BIII + UHF Automatic channel plan selection			
LTE band rejection	dB	>40			
Output	-	1			
Output Power	dBμV	85			
Frequency range	MHz	174 - 862			
LTE band Re-use	-	L1 = CH61-69 (790MHz-862MHz) Switch ON-OFF		L2 = CH49-69 (694MHz-862MHz) Switch ON-OFF	
Adjacent channel isolation	dB	>35			
Input sensitivity	dBμV	minimum 40			
Power	-	12V/300mA (DC over coax) (350mA - 4 in)			
Power Supply	-	External power supply (ref. 2437 - 2 out)			
Dimensions	mm	120 x 115 x 50			
Operating temperature	°C	-20 to +50			


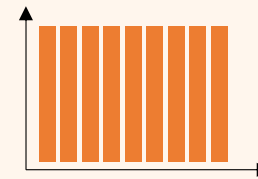
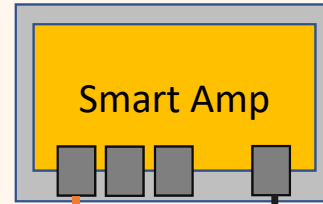
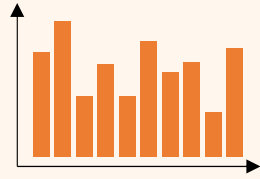
SMARTAMP

PRODUCT INSTALLATION



1 ANTENNA

ANTENNA 1



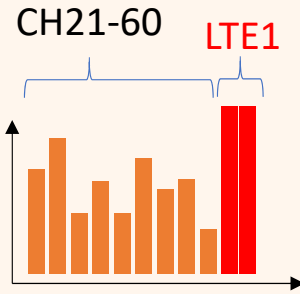
DC



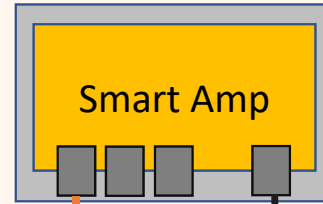
PATENTED TECHNOLOGY

LTE1

ANTENNA 1

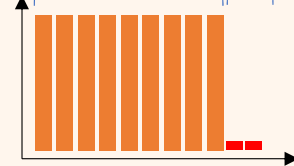


REF. 7473L1

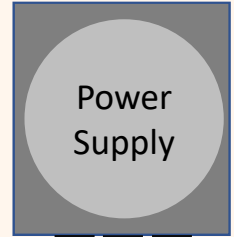


DC

CH21-60 LTE1



Power Supply



LTE1 = LTE800 = 4G
Everything above
790MHz is filtered out

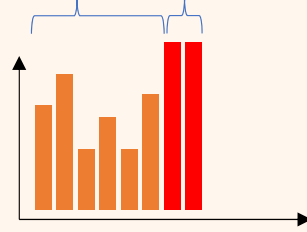
PATENTED TECHNOLOGY

LTE2

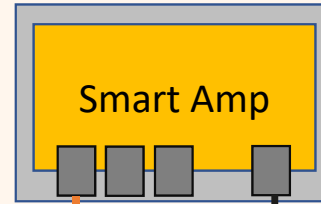
ANTENNA 1



CH21-48 LTE2



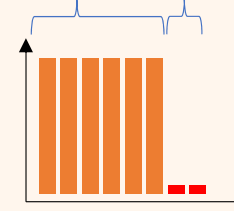
REF. 7473L2





Smart Amp

DC

CH21-48 LTE2



Power Supply



TV1



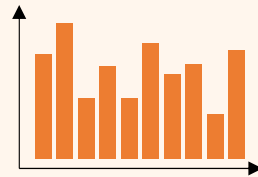
TV2

LTE2 = LTE700 = 5G
Everything above
694MHz is filtered out

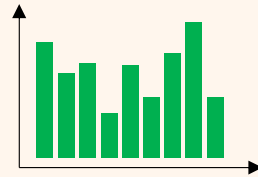
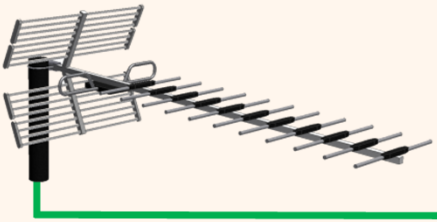
PATENTED TECHNOLOGY

3 ANTENNA


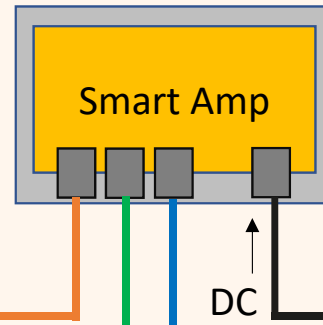
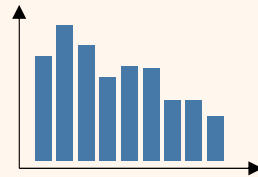
ANTENNA 1



ANTENNA 2



ANTENNA 3



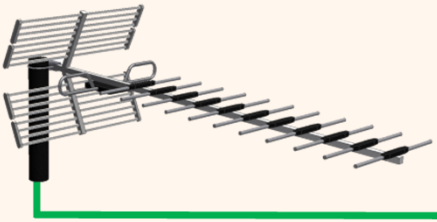
DC

3 ANTENNA

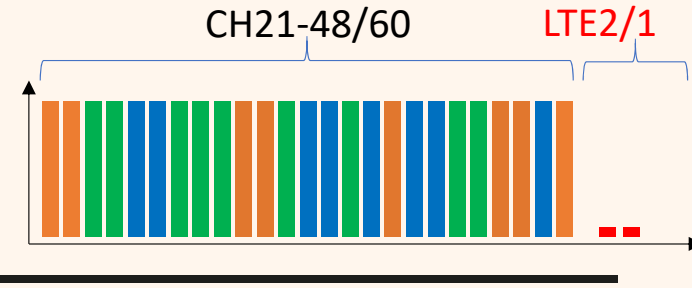
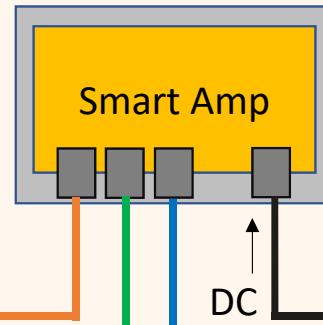
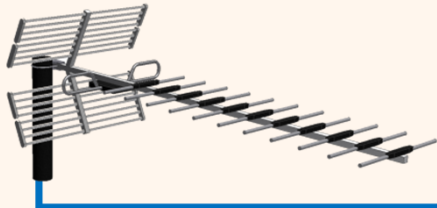
ANTENNA 1



ANTENNA 2



ANTENNA 3

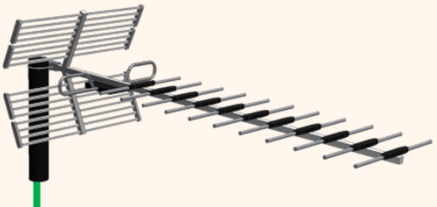


CONVERSION ON

ANTENNA 1



ANTENNA 2




ANTENNA 3



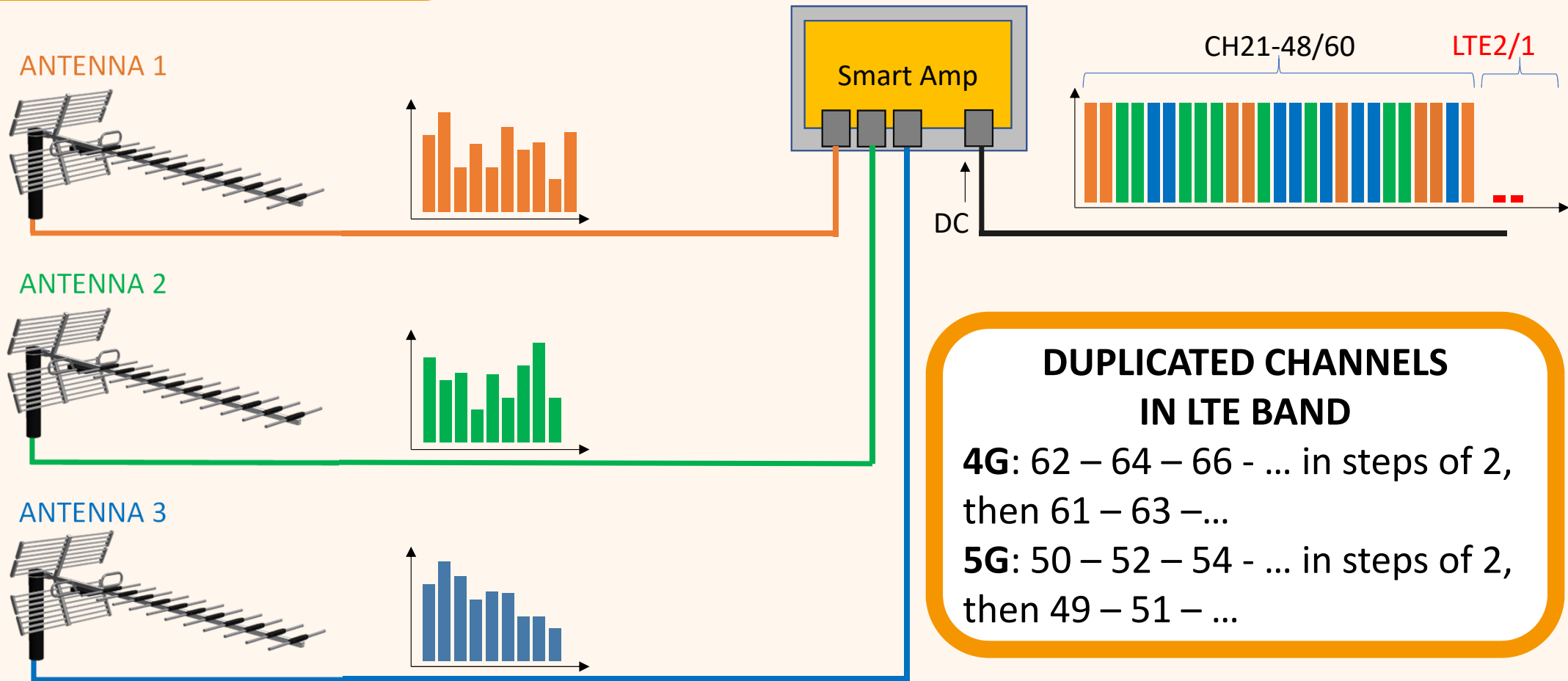
Duplicate channel feature ON

CH21-48/60

LTE2/1



CONVERSION ON

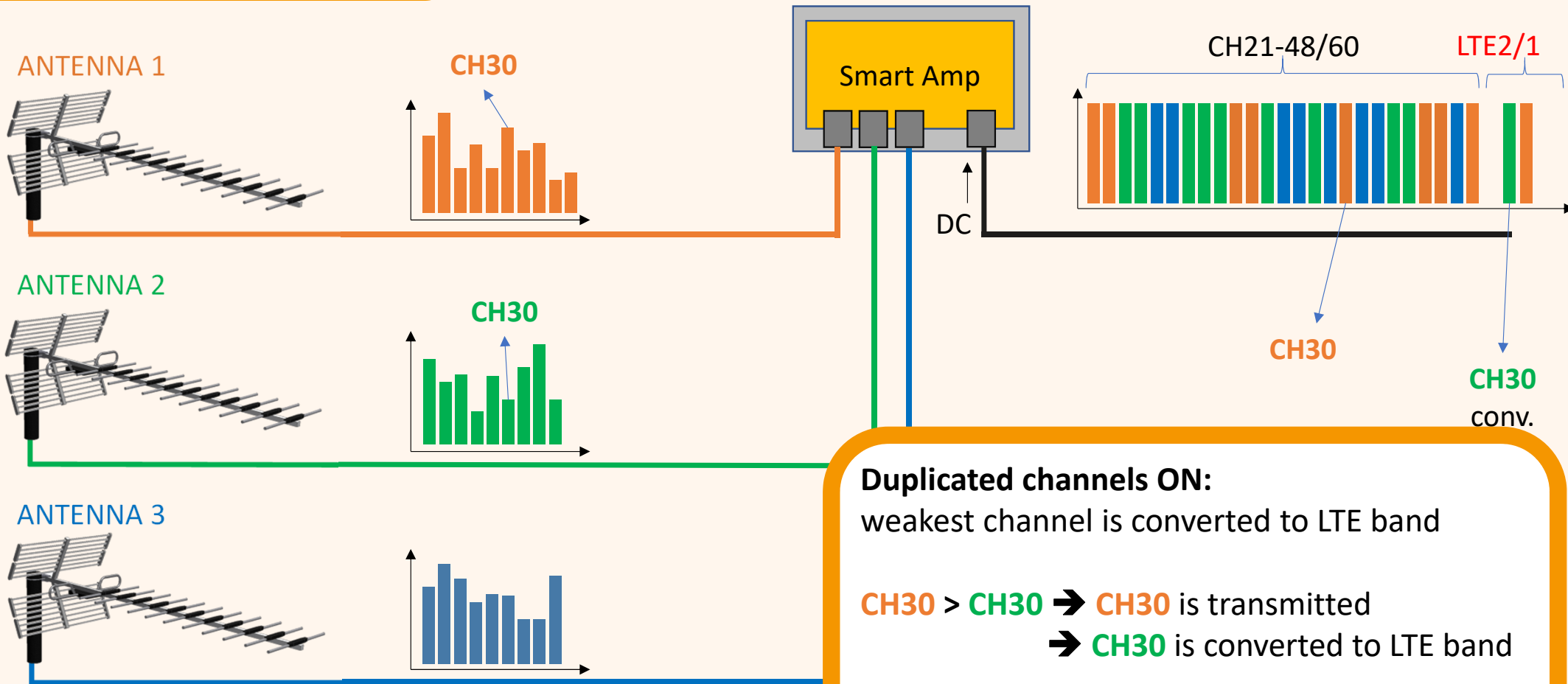


DUPLICATED CHANNELS IN LTE BAND

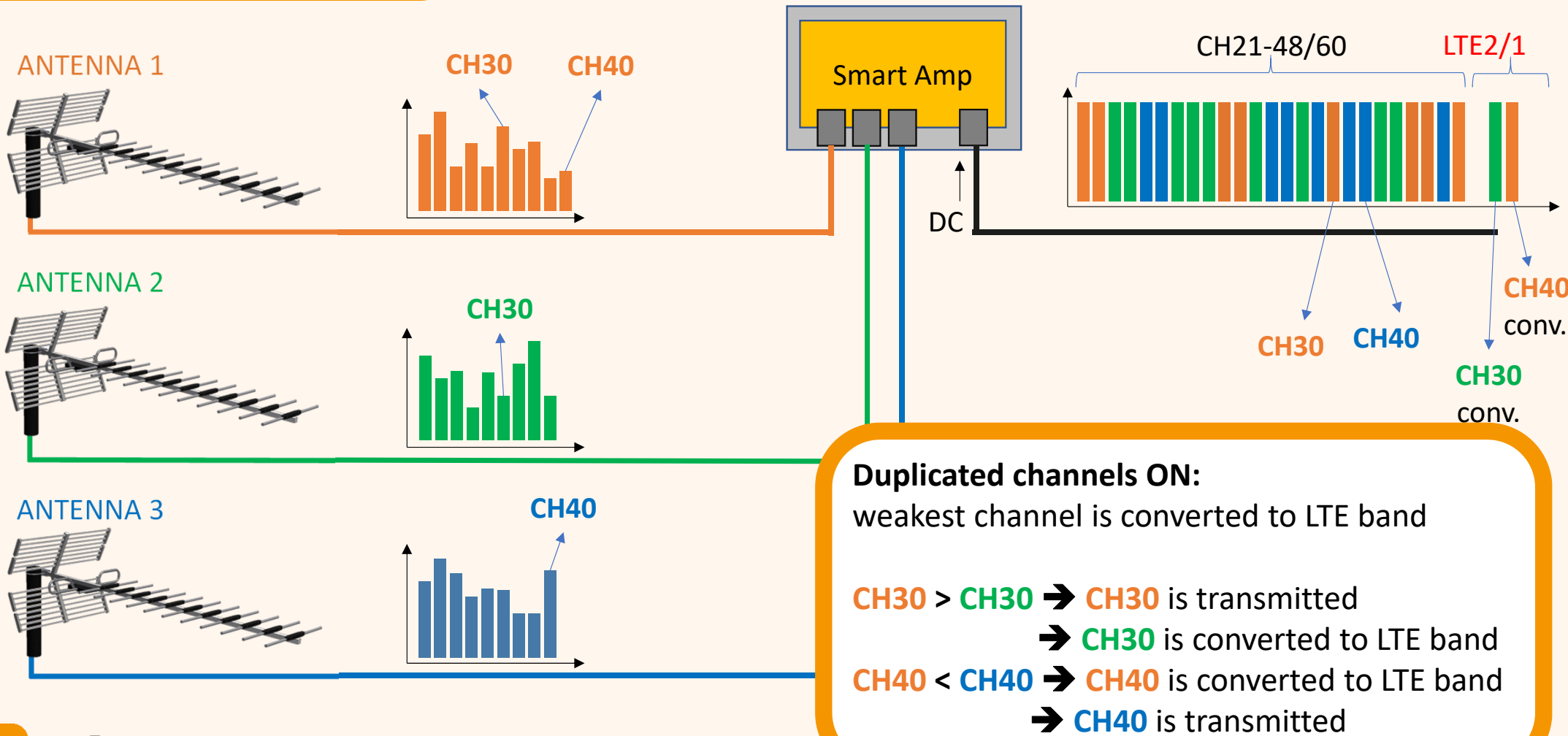
4G: 62 – 64 – 66 - ... in steps of 2,
then 61 – 63 – ...

5G: 50 – 52 – 54 - ... in steps of 2,
then 49 – 51 – ...

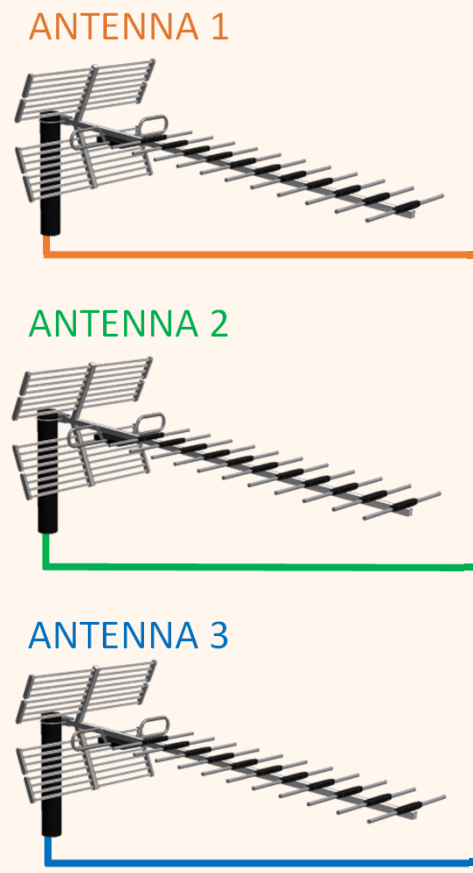
CONVERSION ON



CONVERSION ON



CONVERSION OFF



Duplicate channel feature OFF

REF. 7473L2

Smart Amp

Auto-programming pre-amplifier

Dupl. Ch. OFF

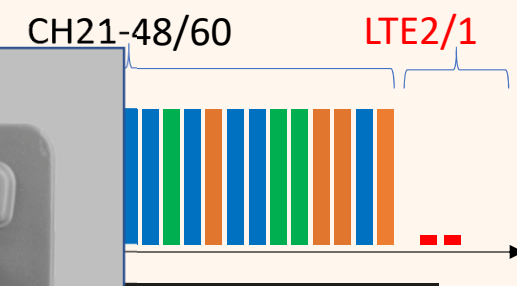
Manual: [QR Code]

Status: [Indicator]

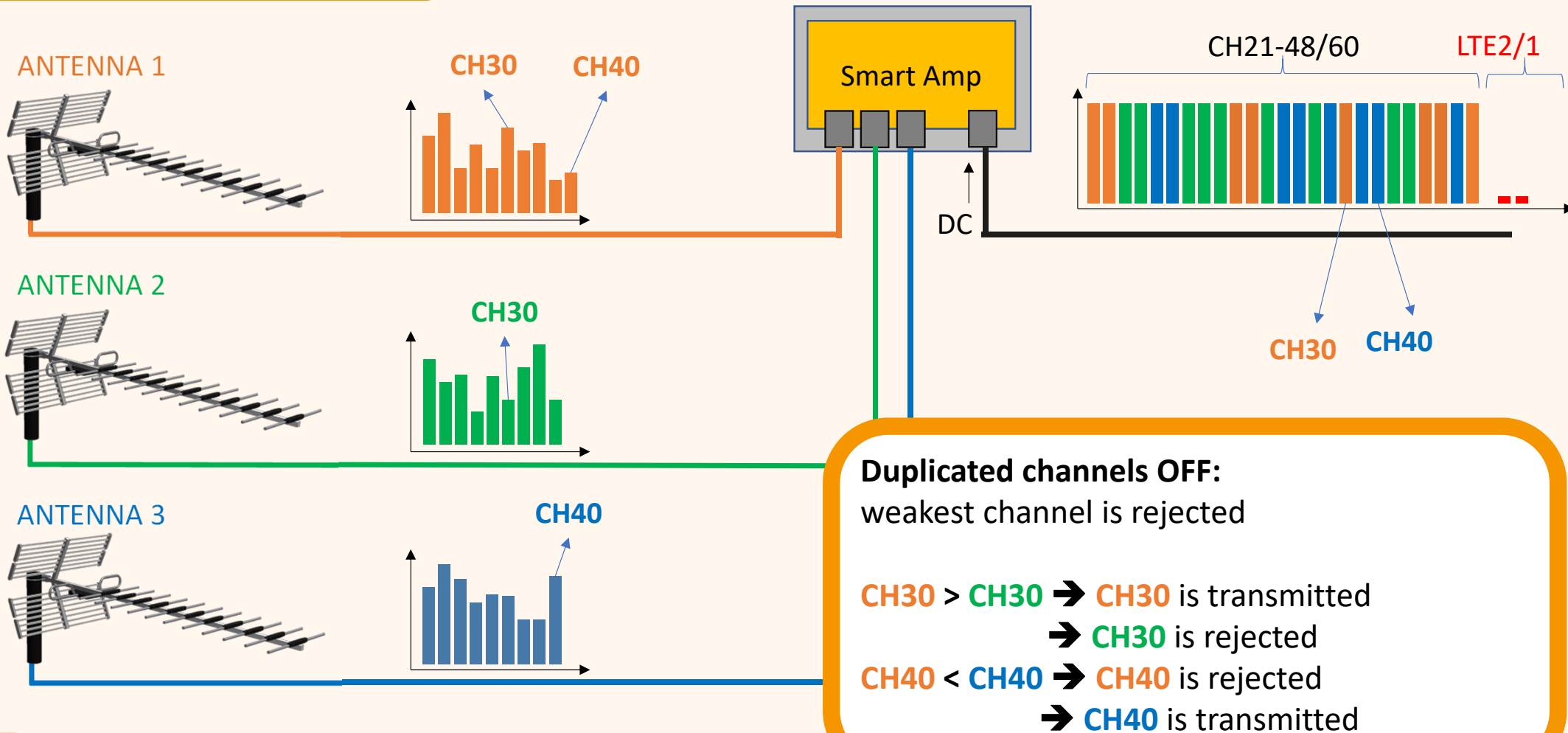
5G lte

V/U 1 V/U 2 V/U 3

OUT 12VDC ▲ 300mA



CONVERSION OFF



AUTOSCAN

PLUG-AND-PLAY

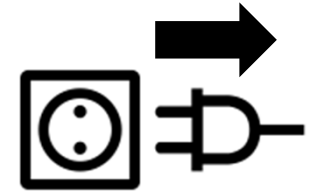
Plug in Power Supply

Status LED will blink when scanning

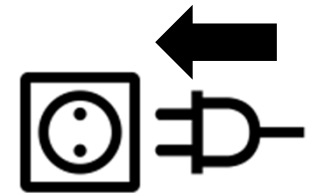
Status LED solid when autoscan ready
This can take up to 20 seconds

FORCE CHANNEL SCAN = RESET = REPROGRAM

Unpower



Repower within 6 sec



Status LED will blink when scanning

If power interruption (>6 sec)
= no reprogram = settings are kept

SMARTAMP

CONCLUSIONS



More terrestrial TV + Better signal quality



GET YOUR JOHANSSON SMART AMP NOW!

sales@unitrongroup.com

